



FOR INNOVATION, RESEARCH, AND LEARNING

Accelerating progress for adolescents and young people:

The power of open data and longitudinal data

Thoai D. Ngo, PhD, MHS

Program Director, Poverty, Gender, and Youth

Director, The GIRL Center: Girl Innovation, Research, and Learning



1.8 billion
10-24 year olds



- ✓ Across sectors w/out cohesion
- ✓ Often not evidence-based
- ✓ Short-term & project-based

The Power of Open Data

1. Maximize Investment:

- Provides opportunities for secondary analyses of data, discerning potentially deeper stories
- Avoid time and money wasted on duplicative work

2. Collaboration and Innovations:

- Enables interdisciplinary, innovative analyses across different sectors (e.g. health, education, economics)

3. Transparency:

- Promotes research transparency, integrity, and reproducibility of scientific research

4. Build Capacity

- Supports the next generation of innovators & researchers

GIRL Center Adolescent Data Hub About Join Us

128 Datasets **6 Regions** **77 Countries**

View: [Map](#) | [Grid](#) | [List](#) Color: [Region](#) | [Sex](#) | [Study Design](#) | [Type of Data](#)

of Datasets

Study Design	✓	#
Experimental	✓	7
Observational	✓	121

Type of Data	✓	#
Cross-sectional	✓	99
Longitudinal	✓	30

Age Category	✓	#
10-14	✓	44
15-19	✓	128
20-24	✓	119

Sex	✓	#
Females	✓	14
Females and Males	✓	114

Nationally Representative	✓	#
No	✓	29
Yes	✓	99

Country	✓	#
All	✓	128

Topic	✓	#
Any	✓	128

#GIRLCenter [Twitter](#) [Facebook](#) [LinkedIn](#)

+
 -

% adolescents (10-24 yrs)

- <20%
- 20-24%
- 25-29%
- 30-34%
- >34%

Designed and developed by

www.popcouncil.org/girlcenter/adolescentdatahub

128 Datasets 6 Regions 77 Countries



View: [Map](#) | [Grid](#) | [List](#) Color: [Region](#) | [Sex](#) | [Study Design](#) | [Type of Data](#) Group: [No Group](#) | [Region](#) | [Age Category](#) | [Sex](#) Order: [Most Recent](#) | [Alphabetical](#)

Interpersonal Communication to Encourage Use of Female Condoms in Zambia	Understanding the Lives of Adolescents and Young Adults (UDAYA)	Myanmar Demographic and Health Survey	Afghanistan Demographic and Health Survey	Survey of Married Adolescent Girls in Assuit and Souhag
Trafficking of Girls	Violence Against Children Survey in Nigeria	Violence Against Children Survey in Lao PDR	Gambia Demographic and Health Survey	Cambodia Violence Against Children Survey
Violence Against Children and Young People in Malawi Survey	Adolescent Girls Empowerment Programme (AGEP)	Tajikistan Demographic and Health Survey	Violence Against Children Survey in Haiti	Urban Youth Survey (UYS)
Mexico National Survey of Health and Nutrition	Adolescent Girls Initiative (AGI) Evaluation 2012-2014	Rural Youth Survey (RYS)	Kenya Violence Against Children Study	Economic Empowerment of Adolescent Girls and Young Women in Liberia
Timor-Leste Demographic and Health Survey	WHO Study on Global AGEing and Adult Health (SAGE) (Mexico)	Guyana Demographic and Health Survey	Pesquisa Nacional de Saúde de Escolar (PENSE) (Brazil National Survey of School Health)	Survey of Young People
Tanzania Violence Against Children Study	Maldives Demographic and Health Survey	Safe and Smart Savings (Uganda)	Morocco Household and Youth Survey	Tsogolo la Thanzi ("Healthy Futures")
Safe and Smart Savings (Kenya)	National Income Dynamics Study	Albania Demographic and Health Survey	Sierra Leone Demographic and Health Survey	WHO Study on Global AGEing and Adult Health (SAGE) (Ghana)
Ukraine Demographic and Health Survey	WHO Study on Global AGEing and Adult Health (SAGE) (Russia)	Malawi - Schooling, Income, and Health Risk Impact Evaluation Household Survey	Malawi Schooling and Adolescent Study (MSAS)	WHO Study on Global AGEing and Adult Health (SAGE) (South Africa)

of Datasets

Study Design	
Experimental	✓ 7
Observational	✓ 121
Type of Data	
Cross-sectional	✓ 99
Longitudinal	✓ 30
Age Category	
10-14	✓ 44
15-19	✓ 128
20-24	✓ 119
Sex	
Females	✓ 14
Females and Males	✓ 114
Nationally Representative	
No	✓ 29
Yes	✓ 99
Country	^
All	✓ 128
Topic	^
Any	✓ 128

#GIRLCenter [t](#) [f](#) [in](#)

Designed and developed by Zoon

www.popcouncil.org/girlcenter/adolescentdatahub

128 Datasets 6 Regions 77 Countries



View: [Map](#) | [Grid](#) | [List](#) Color: [Region](#) | [Sex](#) | [Study Design](#) | [Type of Data](#) Group: [No Group](#) | [Region](#) | [Age Category](#) | [Sex](#) Order: [Most Recent](#) | [Alphabetical](#)

of Datasets

Understanding the Lives of Adolescents and Young Adults (UDAYA)			▼
<p>Understanding the lives of adolescents and young adults (UDAYA) in Bihar and Uttar Pradesh is a cross-sectional survey designed to establish the levels, patterns, and trends in the situation of younger (10–14) and older (15–19) adolescents and to assess the factors that influence the quality of transitions they make.</p> <p>Investigators: K.G. Santhya (Population Council), Rajib Acharya (Population Council), Neelanjana Pandey (Population Council), Ashish Kumar Gupta (Population Council), Shilpi Rampal (Population Council), Santosh Singh (Population Council), A.J. Francis Zavier (Population Council)</p> <p>Funders: Bill and Melinda Gates Foundation; David and Lucile Packard Foundation</p> <p>Series: Not applicable</p>	<p>Adolescents: 10,000+ Sex: Females and Males Age Range: 10-19</p> <p>Study Design: Observational Type of Data: Cross-sectional Time Period: 2015-2016</p> <p>Areas covered: States: Uttar Pradesh; Bihar</p>	<p>India; South Asia</p> <p>Population:^a 1,339.2 million % Adolescents:^a 28% GNI per capita:^b \$5,663</p> <p>MEAN YEARS OF SCHOOLING^b Female: 4.8 Male: 8.2</p> <p>LIFE EXPECTANCY AT BIRTH^b Female: 69.9 Male: 66.9</p> <p>Adolescent birth rate:^b 24.5</p>	<p>Request Data</p>
<p>Topics: Education - Grade attainment/attendance, Learning, School quality; Physical Health - Nutrition; Mental Health; Reproductive Health - Sexual behavior, Fertility, Family planning/contraception; HIV/AIDS and STIs - Testing, Treatment, Knowledge; Marriage; Gender Attitudes/Beliefs - Gender role beliefs, Endorsement of violence against women, Marriage attitudes; Violence - Sexual violence, Physical violence, Emotional/psychological violence; Migration and Mobility; Social Networks; Economics - Employment, Savings; Demographic Characteristics; Tobacco/Alcohol/Drug Use; Community Engagement; Subjective Expectations; Health Care Access and Utilization; Family/Household Structure; Crime; Young Adolescents; Very Young Adolescents; Older Adolescents</p>			<p>Study Website</p>

Study Design		
Experimental	✓	7
Observational	✓	121
Type of Data		
Cross-sectional	✓	99
Longitudinal	✓	30
Age Category		
10-14	✓	44
15-19	✓	128
20-24	✓	119
Sex		
Females	✓	14
Females and Males	✓	114
Nationally Representative		
No	✓	29
Yes	✓	99
Country		
All	✓	128
Topic		
Any	✓	128

#GIRLCenter

Designed and developed by

www.popcouncil.org/girlcenter/adolescentdatahub

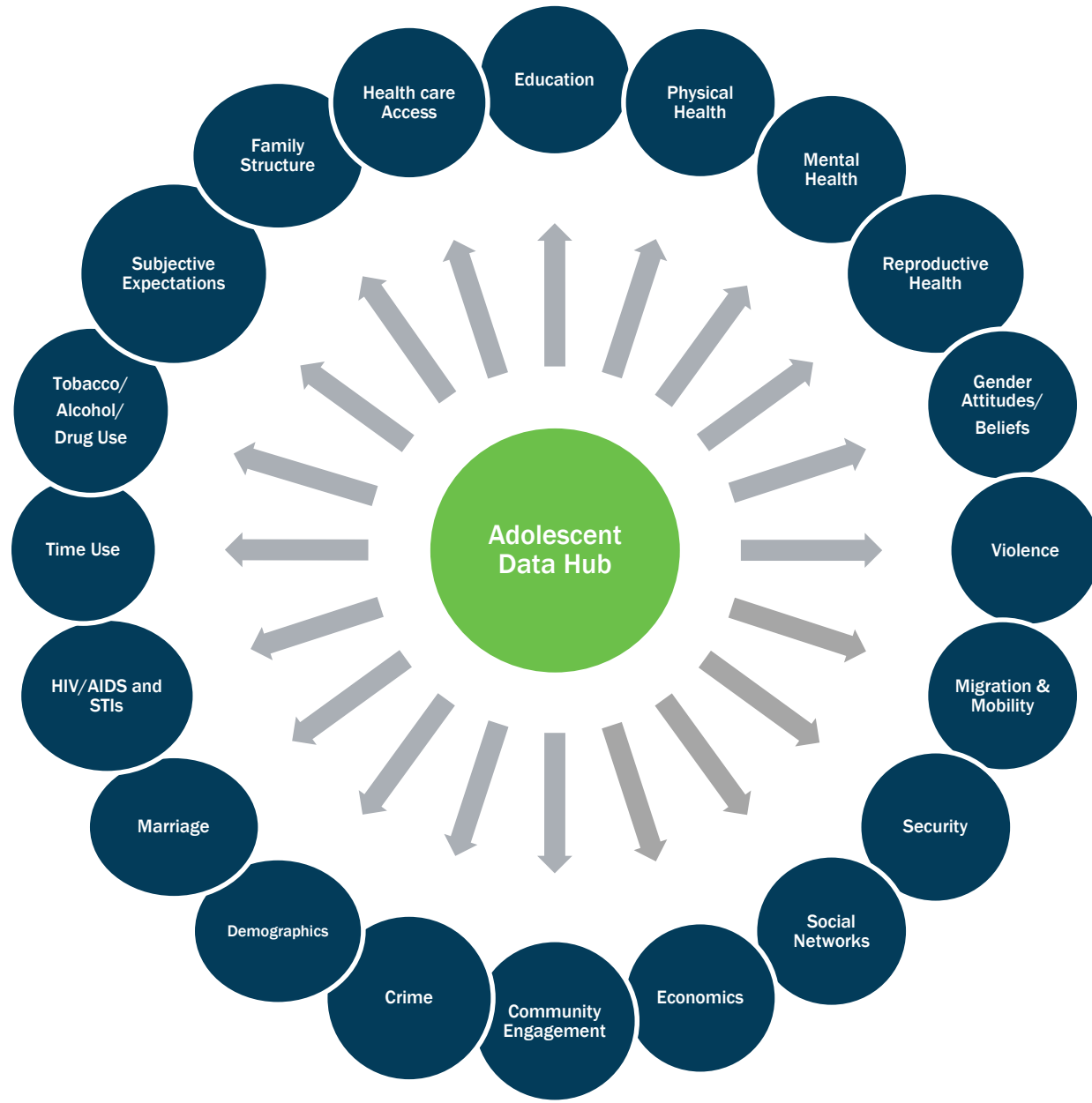
Why do we need longitudinal data?

- 1. Understanding the impact of early investments:** Allows for analysis of the longer-term impacts of interventions and of factors that facilitate the successfully transition from adolescence to adulthood
- 2. Multisectoral analysis:** Allows for analysis of the impacts of interventions across different adolescent outcomes/indicators.

- The Adolescent Data Hub currently houses **30 longitudinal datasets** covering 19 countries in 6 regions and more than 20 topics

- Data can be used to conduct **comparative analyses** across countries and examine the impact of interventions across **multiple adolescent outcomes**.

- 30 longitudinal data sources cover economic topics like adolescent employment and savings
- 19 longitudinal sources cover adolescents' time use



UDAYA/Youth in India Survey – Objectives and Design

Objectives

Profile the situation of adolescents & change in their situation over time

Assess the quality of transitions from adolescence to adulthood

Design

Cross-sectional survey of youth (15–24) in 2007

Cross-sectional survey of adolescents in Bihar & UP, 2015-16

Longitudinal survey of adolescents first interviewed in Bihar in 2007, as part of Youth in India: Situation & Needs study, in 2016

Planned follow-up survey of 2015-16 cohort of adolescents and a repeated cross-sectional survey of a new cohort of adolescents in 2019

Sample size, 2016

Cross-sectional

20000+ adolescents in ages 10-19 (boys & girls, unmarried & married, rural & urban)

Longitudinal

3000+ young adults in ages 23–27

The impact of early investments in Bihar using UDAYA longitudinal data

2007

2016



At age 12, she was in an age appropriate grade and not working

14% Engaged in agricultural or other unskilled labour¹

80% Delayed marriage till age 18 or remained unmarried

44% Delayed first birth till age 20³

16% Used contraceptives before first birth⁴

51% Involved in spouse selection²



At age 12, she was doing nothing, studying in less than age appropriate grade, or working

84% Engaged in agricultural or other unskilled labour¹

42% Delayed marriage till age 18 or remained unmarried

18% Delayed first birth till age 20/no birth yet²

7% Used contraceptives before first birth⁴

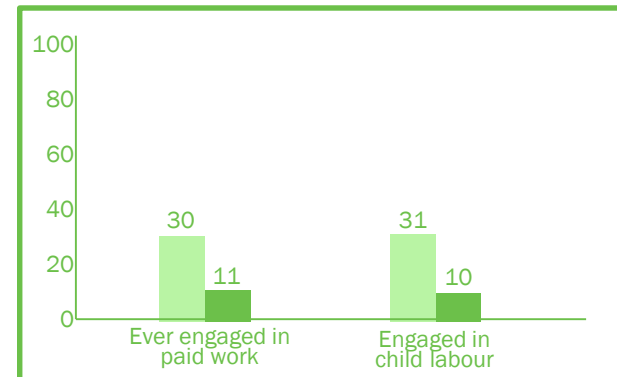
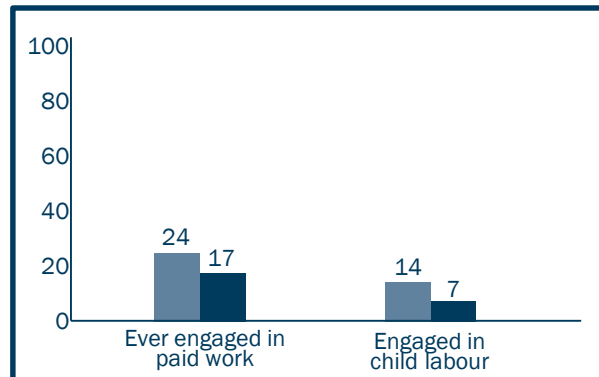
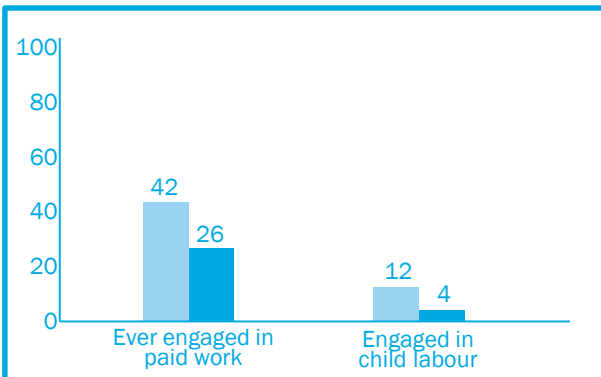
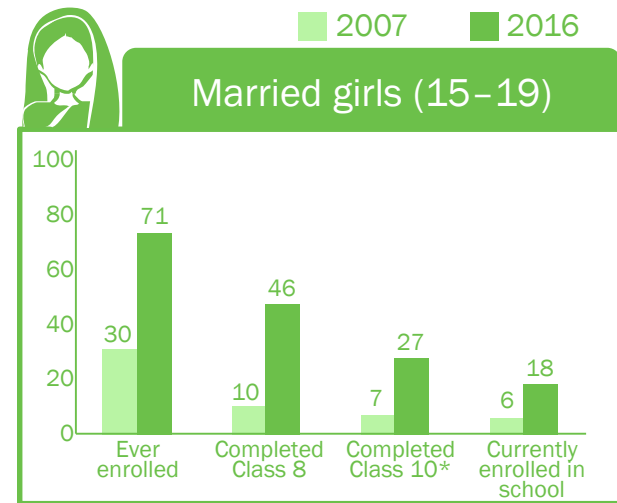
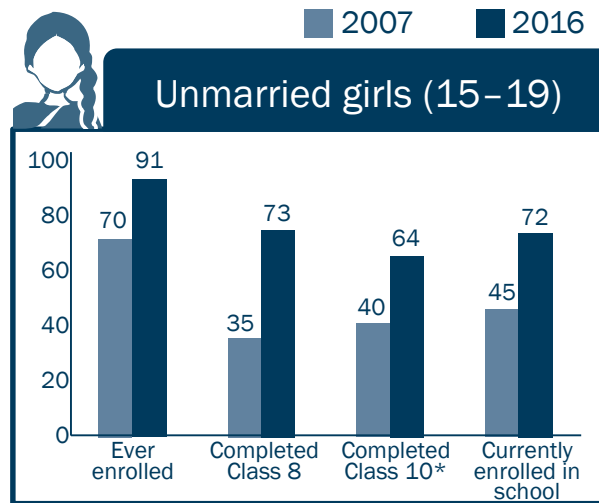
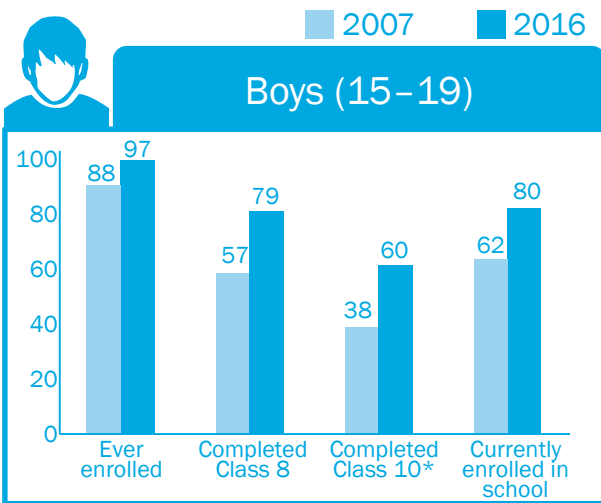
22% Involved in spouse selection²

¹ of those who were engaged in paid work in the year preceding the interview;

² of those who were ever married; ³ of those who had given birth; ⁴ of those who were currently married; ⁵ of those who had at least one live birth

Adolescent Outcomes in Bihar Across Multiple Sectors

School-to-work transitions over time: Bihar, 2007 & 2016



* Of those in ages 18-19

What's next?

- **Access and share data with the Adolescent Data Hub**
 - One stop shop for high-quality data on adolescent young people
- **Continue Development**
 - Additional 200 datasets from 60 countries by end of 2018
 - User Interface (e.g. user account, more robust search functions)
- **Adolescent Tracker**
 - Quick and easy access to key indicators on adolescents and young people to track progress made on adolescents and to guide investment (e.g. linked to effective policies and programs)

GIRL Center

FOR INNOVATION, RESEARCH, AND LEARNING

Web: popcouncil.org/GIRLCenter | Email: GIRLCenter@popcouncil.org

Social Media: [#GIRLCenter](https://www.instagram.com/GIRLCenter)

Contact: [Thoai Ngo, GIRL Center Director](#) | tngo@popcouncil.org